

Features

- For LED Decorative/Architectural Lighting Application
- Worldwide Input Range
- Constant Voltage Design
- Cooling by Free Air Convection
- Suitable to Dry, Damp Location
- Fully encapsulated with IP67 Level
- Protections: Short Circuit / Open Curcuit / Over Voltage / Over Temperature / Over Load
- Class 2 Power Unit
- 100% Burn-in Test
- Safety: Meet IEC60950 & EMI EN55022



IP67 CE

SPECIFICATION

Model Name	FSP40-SZFP-12G	FSP40-SZFP-24G
Rated Power	40W	40W
Output Voltage	12V	24V
Rated Current	3.4A	1.7A
Current Range	0~3.4A	0~1.7A
Efficiency (typ.)	85%	86%
Input Voltage/ Frequency	100~240Vac/ 47~63Hz 127~370Vdc	
Turn On Delay Time,Rise time	600ms,30ms/230Vac,600ms,30ms/115Vac	
Inrush Current (typ.)	55A cold start @230Vac	
Operating Temperature	-30°C~+65°C	
Voltage Tolerance	±5%	
Line Regulation	±1%	
Load Regulation	±2%	
AC Current (typ.)	1.0A/110Vac, 0.5A/230Vac	
Leakage Current	≤0.25mA	
Operating Humidity	20~90%RH	
Storage Temperature	-40~+85°C	
Storage Humidity	10~95%RH	
Vibration	10~500Hz, 2G 10Min./1 cycle, period for 60min. each along X,Y,Z axes	
IP Level	IP67	
Over Voltage Protection (typ.)	14V	29V
	Auto Recovery	
Protections	OLP: 110~140% ; OCP ; OTP ; SCP	
Surge Voltage	Differential Mode≥2KV ; Common Mode≥4KV	
Withstand Voltage (Hipot)	I/P-O/P 3750Vac	
Isolation Resistance	I/P-O/P I/P-FG: 100M ohm @ 500Vdc/ 25°C	
Safety Standards	EN60950	
EMC Standard	Compliant with EN55022 / CLASS B	
Dimension (LxWxH)	148 x 40 x 30 mm	
Net Weight / Packing	310g ; 36 pcs / box	

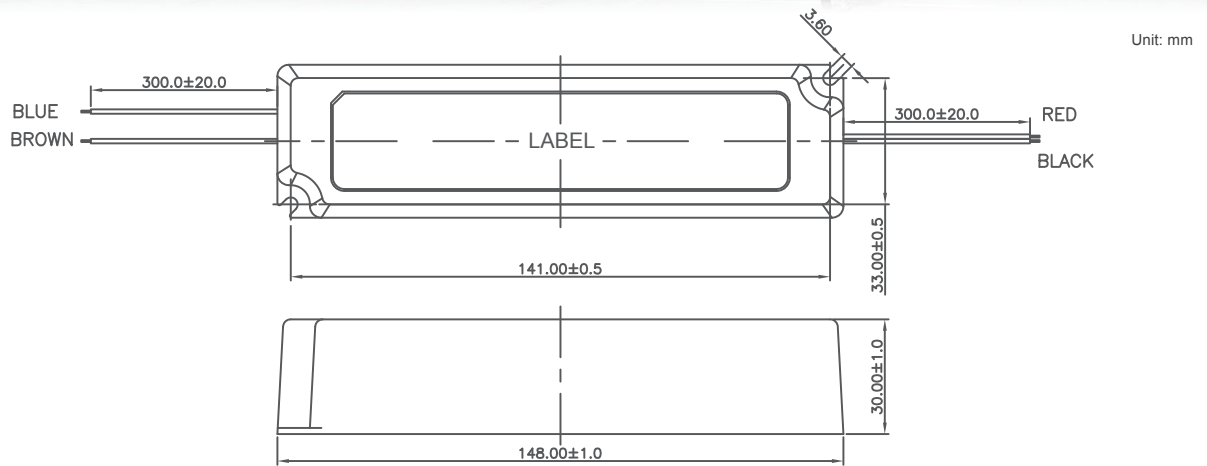
Notes:

1. Data that didn't mention is tested under 230Vac/ 50Hz full load condition, and 35°C ambient temperature unless otherwise specified.
2. Ripple&Noise are measured at 20MHz of bandwidth by using a 12" twisted pair-wire terminated with a 0.1uF&47uF parallel capacitor.
3. The unit might not be suitable for lighting applications in EU countries. Please check with your local authorities for the possible use of the unit.
4. Suitable for indoor use or outdoor use without direct sunlight exposure. Please avoid immerse in the water over 30 minutes.
5. Length of set up time is measured at first cold start.

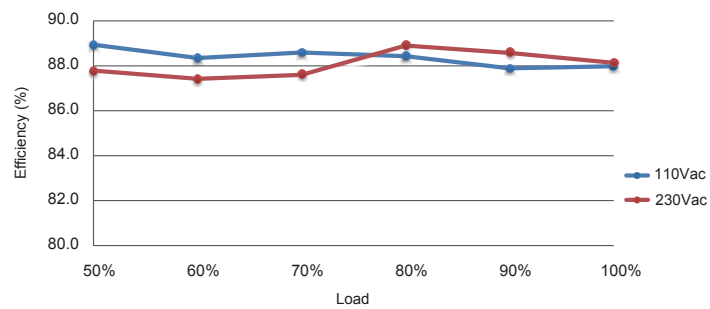


FSP TECHNOLOGY INC. (Headquarters)

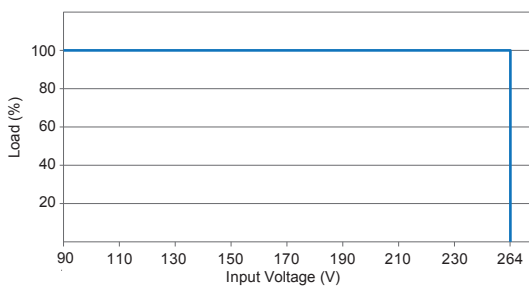
www.fsp-group.com / sales@fsp-group.com.tw
 NO.22,Jianguo E. Rd., Taoyuan City, Taiwan, R.O.C.
 TEL : +886-3-375-9888 / FAX : +886-3-375-6966



Efficiency



Load vs Input Voltage



Derating Curve

